

# To Fit Castor or Leveller Base

Multi-drawers

## A4 (CB2) & A3 (CB3)



Items you should receive with your 'Castor Base' & Instruction Leaflet.

## A4 (LBMD23) & A3 (LBMDA3)




Items you should receive with your 'Leveller Base' & Instruction Leaflet.




The castor pins screw-in clockwise to fit.



The castors push-fit onto the castor pins.





The levellers screw in clockwise to fit.



To tighten use a hexagonal key wrench.

To Fit (Castor or Leveller Base)



Lay castor base flat, align two slots over the screw holes (As above), and tighten screws using a cross-headed screwdriver.



(For Home Multi-drawer Castor Base (CB5) fittings see ID18)

Please beware sharp edges inside cabinet